


2025 U.S. Severe Weather - 28 Feb '25

Cases vs Last Week: Tornadoes +3, Hail +7, Wind +13




United States Annual Counts of Tornado LSRs*

*Historical data from 1980 to 2024. Annual total is based on preliminary data from 2025 to 2024.




United States Annual Counts of Hail LSRs*

*Historical data from 1980 to 2024. Annual total is based on preliminary data from 2025 to 2024.



United States Annual Counts of Wind LSRs*

*Historical data from 1980 to 2024. Annual total is based on preliminary data from 2025 to 2024.



Tornadoes (61)
Least in 4 Years

-37% vs Last Year
-40% Below Avg

Hail (35)
Least in 3 Years

-83% vs Last Year
-70% Below Avg

Wind (497)
Least in 3 Years

-37% vs Last Year
-22% Below Average